

THE PIPELINE

SWWA Office: 46 Windfield Road, Regina, SK S4V 0E7
Phone: (306) 761-1278 Fax 761-1279 E-mail: swwa.office@sasktel.net

SWWA

Saskatchewan Water
And Wastewater
Association
Editor: Bob Turnbull
Box 322,
Birch Hills, SK S0J 0G0
Phone: 749-3532
Fax: 749-3336
E-mail: swat1@sasktel.net
www.swwa.sk.ca

DECEMBER, 2005

4th Edition

MESSAGE FROM THE PRESIDENT

Conference 2005, held November 1st - 4th, 2005 at the Saskatoon Inn was again a great success with over 400 registered delegates in attendance.

Our keynote speaker, Mr. Bruce Davidson, spokesman for the Concerned Walkerton Citizens Group, delivered presentations on conditions in Walkerton today and the importance and absolute necessity of having certified water and wastewater treatment plant Operators. Various technical papers were also presented, both as workshops, for which CEU's were awarded, and as one hour time slots. Instructors and presenters all did a fine job of everything that was asked of them - we thank you.

SWWA again hosted the AWWA teleconference from 11:00 a.m. - 2:30 p.m. on Thursday (Nov. 3rd) which pointed out the stark reality that very soon the Water and Wastewater Industry will be suffering acute shortages of qualified personnel due to the high retirement rate of existing Operators. We believe that our salary study will confirm that the same is true in our province.

Water for People raised over \$2000.00 this year, thanks, of course, to the generous support of you, the donor, and to the efforts of Jason Wasylshyn, the Cleartech staff and Iva Last (Executive Director - MWWA).

The suppliers, as usual, put on a commendable Trade Show. Our Operators truly appreciate the one on one contact with the people who have the knowledge and expertise on products sold and serviced in the industry.

It has been established by the Board that the Constitution required updating to stay in tune with the changing needs of the Association. The amendments were passed at the annual general meeting unanimously.

Our executive had a total of five openings to be filled for 2006. Incumbents Lee Reinhart and Kelly Kish were re-elected, while directors Jack Croteau - Pennant, Cory McMahon - Biggar and Jim Percy - Davidson, were newly elected. Congratulations to all of you!

Saskatchewan, Manitoba and Alberta are actively seeking reciprocity in training, education and the awarding of CEU's. To that end, we invited the Chairs of MWWA (Mr. Wayne Wall) and AWWOA (Mr. K.C. Stone), to our conference. Many a talk on how we can best achieve these goals in the above categories went on between the three provinces and I am pleased to report all talks were very positive.

I'd like to take this opportunity to thank SWWA's office staff (Monique), the 2005 Board of Directors and our supplier reps (Jason and Shannon) for making this conference one of the best ever.

As the newly appointed SWWA representative to WCWWA, I realize that a big pair of shoes has been left for me to fill, having taken over the position from Dale Heshka, City of Melville. I shall do my best.

Mark Krecsy,
President, SWWA

**MERRY
CHRISTMAS**



ANNUAL SWWA LADIES PROGRAM

The Annual SWWA conference was held during the week of November 1st - 4th, 2005 at the Saskatoon Inn. This year the Ladies (spousal) Program was scheduled and held on Thursday, November 3rd, 2005 from 1:00 p.m. - 5:00 p.m.

Returning again this year was the ever popular Paramount Day Spa which is located in downtown Saskatoon. The staff travelled to the Inn and set up for the afternoon, fully prepared to indulge the ladies with a relaxing afternoon as well as being treated to a variety of services by their trained professionals. Areas of service provided for the participants were hair, makeup, paraffin wax treatments, as well as a head and shoulder massage as well as a buffet of dainties, squares, fruit and a delectable chocolate fondue. A wide variety of cocktails and spirits as well as coffee and teas were available also. Out of the 26 ladies who had registered there were 20 in attendance who enjoyed the atmosphere and services. During the relaxing afternoon all the attending ladies took turns enjoying such spoils and had their name put in for a draw later that night at the banquet. This draw was for a one night stay at the Saskatoon Inn in a deluxe accommodation suite. An afternoon of good company and excellent service!

That night at the banquet hostess Carolyn Schulze made a short speech, and had Mr. Mark Krecsy, the President of SWWA help to make the draw. The winner for the accommodation certificate was Mrs. Lauraine Tucker from Rockglen. Congratulations!

As hostess for the program I would like to take the opportunity to thank Mr. Mark Krecsy for helping with the draw, as well as Mrs. Margo Krecsy for all of your preparation help with the Paramount Day Spa! Margo was missed by all, due to her not being able to attend. A big Thank-You to all the ladies who attended and participated!! Hope to see you all there next year.

Carolyn Schulze
Hostess

ANNUAL SWWA GOLF TOURNAMENT UPDATE

Well, the snow is flying right now and what better to talk about than GOLF!

It is time once again to start thinking about our annual golf tournament. After a very successful tournament last year in Assiniboia, with 43 golfers participating, let's beat that number this year. This year's tournament will be held at the Biggar & District Golf Club in Biggar on Saturday, June 3. As in the past couple of years there will be a workshop held the day before so plan to stay over night and attend the golf tournament the next day. Biggar boasts several nice camping facilities near and in town. You may want to consider pulling out the ol' camper for the weekend. Further information on the tournament and the workshop along with the registration form will be in the spring edition of the Pipeline, so watch for it!



Chris Shannon
Senior Account Manager
chris.shannon@terasen.com

1046 Winnipeg Street
Regina, SK S4R 8P8
Tel: (306) 569-5280
Cell: (306) 539-6503
Fax: (306) 569-5285
www.terasen.com



Office: (306) 789-5055 Sanitation With Safety
Cel: (306) 535-9795

Acti-Zyme

D I S T R I B U T O R S L T D .

836 C Flury St., Regina, Saskatchewan S4N 4W6

BRIAN HOEVING Organic Pollution Control

EMCO CORPORATION
WESTERN/WESTLUND



GEORGE TISSERAND
WATERWORKS

1222 Quebec Avenue
Saskatoon, SK S7K 3R8
E-mail: gttisserand@emcoltd.com

Bus: (306) 652-5545
Cell: (306) 221-0339
Fax: (306) 244-6464
Toll Free: 1-800-668-4685

Don Burgess 35 B Rayborn Cres. St. Albert, AB T8N5B6 Ph: (780) 460-8433		

		Toll Free: Ph: 1888.880.1510 Fx: 1888.540.4424 kevinc@ebaa.com
www.ebaa.com		
KEVIN CARL Canadian Regional Sales Manager	EBAA IRON SALES, INC. 884 Juniper Rd. Parksville, B.C. V9P 1S7	

CERTIFICATION UPDATE

The final implementation date for mandatory operator certification has passed with a flurry of behind-the-scenes activity at the Operator Certification Board (OCB). As the certification deadline and the final Board meeting approached, the OCB received nearly 200 applications, while a further 100 or so applications missed the meeting. However, since these applications arrived before the deadline, they were processed normally at the next scheduled Board meeting.

The following table shows the number of certified operators working at SE licensed facilities in the components of Water Treatment (WT), Water Distribution (WD), Wastewater Treatment (WWT) and Wastewater Collection (WWC) effective of October 24, 2005. SE licensed facilities include municipal, provincial, and a variety of private works, and certain large industries. Not included in this table are certified operators from First Nation facilities and from a number of federal facilities.

Certification Operators SE Licensed Facilities

Oct. 24 / 05	WT	WD	WWT	WWC
Small	160	168	89	89
Class - 1	319	384	333	294
Class - 2	213	214	54	111
Class - 3	42	13	12	3
Class - 4	26	10	19	7
Totals *	760	789	507	504

NOTE: The Totals indicated in the table only reflect the number of operators certified in that particular category; they do not indicate the total number of certified operators.*

Facility classifications and operator certification categories and levels are determined according to criteria established by the Association of Boards of Certification. Status of operator certification is verified and facility classifications are reviewed and updated when Environmental Project Officers make scheduled site visits or compliance inspections.

During the last year, there has been a 50% increase in the number of certified operators at SE licensed facilities to 950, and an 88%

increase in the number of facilities with operators certified in WT and WD to 464 facilities. Additionally, there are a further 88 certified First Nation operators in Saskatchewan.

Saskatchewan Environment (SE) commends the many communities that have taken the necessary steps to ensure that their operators are certified according to the regulations. Further, SE encourages those who are striving toward full compliance to continue their good work in protecting their public's health and our environment. Those facilities whose operators are not certified according to the regulations, are at risk of compliance action and may likely lose their public liability insurance.

Gus Feitzelmayer
SE



TRAFFIC SERVICES LTD.
"YOUR TRAFFIC CONTROL SPECIALISTS"
ATSSA CERTIFIED

RANDY CHEATER
Sales Consultant

410A Henderson Drive
Regina, Saskatchewan S4N 5W9
E-mail: randyc@accesscomm.ca
www.guardiantraffic.sk.ca

Phone: (306) 522-0511 (24 Hrs.)
Cell: (306) 537-8959
1-800-214-1477
Fax: (306) 565-8808
REFLECTORIZED BARRICADE RENTAL SERVICE



2302 HANSELMAN AVE.
SASKATOON, SASK.
CANADA S7L 5Z3
BUS: (306) 933-0177
TOLL FREE: 1-800-387-7503
FAX: (306) 933-3282
RES: (306) 665-1877
E-MAIL: kfranks@cleartech.ca
WEBSITE: www.cleartech.ca



Worldwide Pipeline Rehabilitation

Technologies[®] Limited

Andrew Foster, B.Ed.
Business Development Manager

7605 - 18 Street
Edmonton, Alberta T6P 1N9
Tel: (780) 490-2199
Fax: (780) 413-0777
Cell: (780) 982-4717
Cell: (800) 420-8044


www.insituform.com
e-mail: afoster@insituform.com



Shayne Robinson
Waste Not Ltd.

808 - 90 Garry St.
Winnipeg, MB R3C-4J4
204-775-8637
Fax: 775-5659
www.in-pipe.com

REAL SCIENCE, REAL RESULTS



mequipco.com

DAN LANDRY, B.Sc.A.

MEQUIPCO LTD.

Unit 305, 2265 Pembina Highway
Winnipeg, Manitoba R3T 5J3
email: dlandry@mequipco.com

TEL: (204) 982-1040
FAX: (204) 982-1045



Canada Pipeline Accessories (1986) Corp.

Al Turner
aeturner@shaw.ca
www.alturnerconsulting.ca

Tel: 204-233-8438
Cell: 204-227-0601

Turner Consulting
116 Genthon Street
Winnipeg, MB
Canada R2H 2J5

Head Office
Tel: 800-993-2599
Fax: 888-302-7199



Armour Valve Ltd.
RUTH TONN
 Area Sales Manager

6,2221 - 41 Avenue NE
 Calgary, Alberta T2E 6P2
 www.armourvalve.com

Tel: (403) 229-3171
 Fax: (403) 245-9297
 Cell: (403) 880-0634
 Email: rtonn@armourvalve.com

To meet and exceed our customers' needs and expectations with the valued support of our employees and suppliers.

WOLSELEY
 Waterworks Group

833 - 48th St. E
 Saskatoon, SK S7K 0X5
 Phone: (306) 242-3686
 Fax: (306) 242-1718

1176 Hamilton Street
 Regina, SK S4R 2B2
 Phone: (306) 525-6581
 Fax: (306) 525-2919

for Your Water and Sewer Supplies






Formerly Nortech

**Water Quality
 Monitoring & Sampling
 Including: Coliform & E.coli
 Testing Kits**

www.avensys.ca ~ Toll Free: 1.888.965.4700



**PERMA
 ENGINEERED SALES**
 a WOLSELEY company

R. Glen Cotton
 Regional Manager
 glenc@perma-eng.com

R.R. #4, Box 113B
 17 Wurtz Avenue
 North Carman Industrial Park
 Saskatoon, SK S7K 3J7

Ph: (306) 931-2900
 Fax: (306) 931-0037
 Cell: (306) 221-0539
 Toll Free: (888) 931-9901

INSPECTIONS ON-LINE – COMING SOON . . .

In the next couple of months, Saskatchewan Environment (SE) intends to provide public access, through a gateway on the SaskH2O website, to the documented results of compliance inspections of department regulated waterworks.

The results of inspections are presently provided to the owners or operators of waterworks in paper format following the completion of inspection visits. Follow-up and associated requirements are outlined on the inspection form for situations where the operation was not in compliance or where pending deadlines warrant advance notification. Department Environmental Project Officers who perform inspections

are identified on the inspection form and it is our intent to provide contact information on the website so that any questions from owners, operators or consumers can be addressed directly.

It is SE's belief that this change will help further advance drinking water protection by allowing the public ready access to the results of inspections and how the department follows-up with inspection findings.

Sam Ferris
 SE






Manufacturers of the most complete line of water distribution products serving Western Canada's waterworks industry.

Don Webb
 Sales Representative


496 Raquette Street
 Winnipeg, MB R3K 1N8
 Bus.: 204-895-3312
 Fax: 204-895-1926



ITT Industries

Don Campbell
 Branch Manager

ITT Flygt
 10 - 3111 Millar Avenue
 Saskatoon, Saskatchewan
 S7K 6N3
 Tel: (306) 933-4849
 Fax: (306) 931-0051
 Cell: (306) 221-8828
 don.campbell@itt.com



**PINTER
 & Associates**

Environmental Safety
 & Geotechnical Consultants

LAWRENCE PINTER, P.Eng.
 Principal / Project Manager

ph: 306-244-1717
 fax: 305-933-4986
 e-mail: lpinter@pinter.ca

#4 - 320 Jessop Avenue
 Saskatoon, SK S7N 1Y6



SIGMA *The Fitting Choice*

316 S. Bon view • Ontario, CA 91761

(800) 688-6230
 (909) 983-7944
 Fax: (909) 391-2033
 E-mail: rpmcdn@aol.com

Rob Mathews
 Northwest Sales

WORKSHOP REGISTRATION FORM

Jar Testing (0.5 CEUs) - Class Size Maximum 50, Lunch Included

January 23 - North Battleford

Location:

Don Ross Centre - Room 107
891 - 99th Street

January 26 - Herbert

Location:

Herbert School - Activity Room
Cannought Avenue

Reservoir Maintenance (0.6 CEUs) - Class Size Maximum 40, Lunch Included

February 14 - Tisdale

Location:

Tisdale Rec Plex
800 Block of 101 Street

February 21 - Weyburn

Location:

City Works Shop
55 - 16th Street

Distribution Operation & Maintenance (0.3 CEUs) - Class Size 30, Lunch Included

THIS 1/2 DAY VIDEO WORKSHOP IS A RERUN OF AN AWWA TELECONFERENCE FROM NOVEMBER 2001

March 21 - Prince Albert

Location:

City of P.A. Municipal Service Center
11 - 38th Street East

March 29 - Melville

Location:

Community Works Building
800 Prince Edward Street

Sign In Time for all workshops: 8:00 - 8:30 a.m.

Bring: A pen and pad of paper

Name: _____

Street Address / Box Number _____

City: _____ Postal Code: _____

Work Phone: _____ Home Phone: _____

*Please note that the deadline for workshop registration is two (2) weeks prior to date of workshop. **ALL** workshop attendees must pre-register and pre-pay for workshop. No walk-up registrations are allowed and no cheques are to be submitted at the workshop.*

WORKSHOP COST:

Member Price: \$50.00 plus \$3.50 GST - \$53.50 _____

Non-Member Price: \$100.00 plus \$7.00 GST - \$107.00 _____

2006 Membership + Member Price: \$90.00 plus \$6.30 GST - \$96.30 _____

Complete the following IF you are purchasing a 2006 Membership AND attending the workshop as a member.

If you are not sure of your membership status please contact the SWWA Office at 761-1278

Work Fax: _____

Employer: _____ Position / Title: _____

Signature: _____

Submit this form and your cheque made payable to:

SASKATCHEWAN WATER AND WASTEWATER ASSOCIATION

46 Windfield Road Regina, Saskatchewan S4V 0E7

HOW MANY WAYS CAN WE KILL A PUMP?



Our utility has a lot of pumps – well pumps, lift station pumps, and pumps from the conventional treatment plant to the distribution system. We need more information about what to do and what to watch for with our centrifugal and chemical pumps. Can we damage them? If so, how?

A.

There are many ways you can snuff a pump; here are the top 10 ways:

1. Ignore it. This is the long, torturous way to destroy a pump. It takes time, but death will come eventually if you never give your pump a physical checkup. When you first purchased your pump, you got a book containing operating and maintenance recommendations, such as “conduct semi-annual and annual checkups on the backing, gaskets, O-rings, gland studs, amperage, and flow.” If you deny your pump a new coat of paint, a shot of grease, a check for misalignments, or fail to change filters or clean parts, your pump will become old before its time. Many inexpensive and easy fixes can be done during routine checkups. By prolonging the life of your pump through proper care, you will decrease replacement costs and save money.

2. Strangle it. The life breath of a pump is liquid, which is sucked in through the inlet or suction nozzle. To strangle a pump to death, ensure that the available net positive suction head is less than that required for the pump, such as when the water level has lowered in a well or a clearwell is adjusted. Low water levels, a suction strainer clogged with debris, or a significant increase in liquid temperature without adjustment to the suction pressure will cause the pump to complain. Just ignore the pump’s changing noise and eventually you will be rewarded with an impeller that is eroded beyond repair. To prevent this, check the flows weekly and look for air entrainment from cavitation.

3. Fry it. Is hot normal? To fry the pump, close down the valves to reduce flows or, if you want to kill it faster, operate the pump at “shutoff” for a time by not priming it or by closing the valve completely. When all the power is going to the pump and water flow is low or nonexistent, the low efficiency creates heat. With no water to take the heat, the temperature will soar like a high-grade fever, and any water in the suction area will flash into vapor. When you think it is gone for good, check the motor with a megger to see if the motor has short-circuited. Once you have fried it, get another pump that matches your flow and demand conditions better. It will last longer.

4. Overtax it. Like they say, you can be sure of death and taxes. So give your pump both; overtax it to death! Work your pump at higher-than-rated capacities, such as speed and amps, and your pump will die of a broken shaft or bearing. To save it, run it within the nameplate requirements for capacity, head, speed, amps, volts, and other operating parameters. If you cannot stay in the parameters, get a pump that is suited for your conditions.

5. Rip it limb from limb. One popular way to break your pump apart is to put heavy piping loads on the suction and discharge nozzles. You can also accomplish this by misalignment, no support, or thermal expansion. If the pipes do not match the pump and you don’t correct the piping alignment, get out the old torture rack (the come-along), contort the components into place, and bolt them together! After a while, the pipes or pump fittings will crack, water will blow all over, and the motor may short out in the process. To

avoid this, install the piping correctly the first time. If it is not right now, fix it.

6. Vibrate the X#!& out of it. Vibration can cause a slow death or a quick and exciting demise. By seriously misaligning the pump

and motor at the flexible coupling, you can get a good vibration going, which will subject the bearings and shaft to alternating forces and slowly jar it apart. A pump can also vibrate to death if it doesn’t have a good base, the bolts aren’t secured properly, or the bolts aren’t checked periodically to ensure they have remained tight. To prevent a throbbing death, check and track the amount of vibration, and fix the problem before it becomes excessive.


7. Drown it. You have a packed stuffing box and a drain in the bearing bracket for gland leakage. Now plug the drain. The liquid leaking from the stuffing box will collect in the bearing brackets, contaminating the oil, eventually corroding the bearings. Or, remove the water shield or line up all the splits in the packing rings so the liquid can flow through the box and drown the bearings. Prevent drowning by keeping the right liquid in the right place. Ensure submersible pump motors are properly installed, as leaks will short the motor or power lines to the motor – a dramatic form of drowning.

8. Starve it. Bearings need replenishment, such as grease or oil, to keep going. So, if you never lubricate your bearings or only provide a few drops once in awhile, you are sure to starve your pump. To kill a line-shaft pump in a well, let the oiler go dry, or reduce the drops per minute too much. If you put the pump on a special diet, like changing the lubricant, make sure the manufacturer agrees. To properly nourish your pumps, keep a record of the lubrication, type, amount, frequency, and follow the manufacturer’s recommendations at all times.


9. Poison it. When you bought your pump, you knew what type of liquid it was meant to pump and that it was manufactured to handle that particular liquid. Now poison your pump. Change the liquid you are pumping or add some chemicals for good measure. The right combination may kick off corrosive action inside the pump – you can make it look like Swiss cheese! For a pump’s good health, check with the pump manufacturer before changing liquids or chemical concentrations.

10. Rub it out. Abrade it with zillions of tiny particles by removing the suction strainer and letting the grit, sand and scale into the pump. The internal parts will start to erode. The wear rings and shaft sleeve areas will be the first to go. Keep the pump running by making sure it is properly set, use the screens, provide regular maintenance, and prevent grit from working its way into the pump.

by John Stubbart
AWWA Opflow,
January, 2005



“Saskatchewan’s
Leading Manufacturer
of Biodegradable,
Environmentally Responsible
Cleaning Products.”



MANOJ PRASAD
Sales & Marketing
#9 - 2241 Hanselman Av.
Saskatoon, SK S7L 6A7
Bus. (306) 244-7727
Fax. (306) 244-7772
Cel. (306) 220-7002 1-800-274-0862
manoj_prasad44@yahoo.com
env244@sasktel.net



The 2005 Supplier of the Year goes to Kelly Franks (left) and Jason Wasylyshyn (right) of ClearTech.



The Dale Heshka Operator of the Year Award, 2005 for a community with a population of over 1000 goes to Bruce Brown of Creighton



The Dave Clark Operator of the Year Award, 2005 for a community with a population of under 1000 goes to George Tucker of Rockglen



NICOLA A. CURRIE
Project Co-ordinator

Main (403) 255-7377
Direct (403) 204-5236
Fax (403) 255-3129
Email nicolac@awifilter.com
www.awifilter.com

4450 - 46 Avenue S.E.
Calgary, Alberta T2B 3N7



- ✓ Robotically Clean Water Reservoirs and Tanks
 - ✓ Underwater Video Inspections of Potable Water
- Trevor Klock 1-877-757-1537**



Lagoon Cleaning

Dredging Preserves your Lagoon Facility extending the life expectancy.

Roy Klock (306) 522-3203

SWWA EXECUTIVE 2005 - 2006

President Mark Krecsy
 Box 87
 Indian Head, SK S0G 2K0
 Work: 695-3808
 Fax: 695-2398
 Email: krecsy.swwa@sasktel.net

Vice President Rick Hanson
 242 MacDowall Crescent
 Prince Albert, SK S6V 6S6
 Work: 960-3538
 Fax: 953-4955
 Email: rhanson@citypa.com

Director/Treasurer Fred Schulze
 Box 612
 Wynyard, SK S0A 4T0
 Work: 554-3766
 Fax: 554-3224
 Email: todat_todat@hotmail.com

Director Rynette Moore-Guillaume
 2 Bluesage Drive
 Moose Jaw, SK S6J 1C4
 Work: 694-4479
 Fax: 694-4446
 Email: rmoore@city.moose-jaw.sk.ca

Director Jack Croteau
 Box 142
 Pennant, Sk S0N 1X0
 Work: 626-3255
 Fax: 626-3661
 Email: ve5ay@t2.net

Director Jim Percy
 Box 1094
 Davidson, SK S0G 1A0
 Work: 567-2118
 Fax: 567-4730
 Email: dratts@sasktel.net

Sr. Supplier Rep. Shannon Lozinski Septre Controls
 498 Henderson Drive
 Regina, SK S4N 6E3
 Work: 721-6925
 Fax: 721-6936
 Email: lozinski.shannon@spartancontrols.com

Government Rep Gus Feitzelmayer
 3211 Albert Street
 Regina, SK S4S 5W6
 Work: 787-6174
 Fax: 787-0197
 Email: gfeitzelmayer@serm.gov.sk.ca

Director Kelly Kish
 Box 299
 Kipling, SK S0G 2S0
 Work: 736-7441
 Fax: 736-2222
 Email: kiplingwaterplant@sasktel.net

Director Lee Reinhart
 Box 327
 Kindersley, SK S0L 1S0
 Work: 463-2797
 Fax: 463-2720
 Email: kinwtp@sasktel.net

Director Cory McMahon
 Box 1333
 Biggar, SK S0K 0M0
 Work: 948-5136
 Fax: 948-3423
 Email: corden@sasktel.net

Office Manager Monique Will
 46 Windfield Rd.
 Regina, SK S4V 0E7
 Work: 761-1278
 Fax: 761-1279
 Email: swwa.office@sasktel.net

Jr. Supplier Rep Jerry Marshall Top Shot Concrete
 3302 Faithful Avenue
 Saskatoon, SK S7K 8H1
 Work: 242-4155
 Fax: 242-6020
 Email: jerry@topshotconcrete.com

SIAST Rep Richard Egroff
 SIAST Palliser Campus
 P.O. Box 1420
 Moose Jaw, SK S6H 4S4
 Work: 694-3227
 Fax: 694-3265
 Email: egroff@siast.sk.ca



FRONT ROW LEFT TO RIGHT: Rick Hanson, Vice-President; Mark Krecsy, President; Fred Schulze, Treasurer. **BACK ROW LEFT TO RIGHT:** Shannon Lozinski, Sr. Supplier Rep.; Gus Feitzelmayer, Gov't. Rep.; Cory McMahon, Director; Lee Reinhart, Director; Rynette Moore-Guillaume, Director; Kelly Kish, Director; Jim Percy, Director. **Not Shown:** Jack Croteau, Director; Jerry Marshall, Jr. Supplier Rep.; Richard Egroff, SIAST Rep.; Monique Will, Office Manager.



503 - 47th Street East
 Saskatoon, SK S7K 5B5
 Tel: (306) 242-6788
 Fax: (306) 242-5089
 Toll Free: 1-800-667-3002
 Cell: (306) 229-3031
 Email: aerickson@muellerflow.com

AARON ERICKSON
 Sales Representative



a division of Mueller Canada, Ltd.





3302 Faithful Ave.
 Saskatoon, SK S7K 8H1
 PH. (306) 242-4155
 Fax. (306) 242-6020
 Cel. (306) 222-2114
 Toll Free. 1-866-242-4155
 E-mail: jerry@topshotconcrete.com
 Website: www.topshotconcrete.com

- Manhole & Stormline Restoration
- Concrete Repair and Restoration
- Shotcreting
- Sales & Service - Magnum Pumps

Jerry Marshall

For All Your Sewer, Municipal & Industrial Cleaning & Flushing Needs



525 Dewdney Avenue East
 Regina, Saskatchewan S4N 4E9

Phone: (306) 546-3322 Fax: (306) 546-3321
 Email: regina@evereadyindustrial.com



WORKSHOP REGISTRATION FORM

Transportation of Dangerous Goods / WHMIS - 0.6 CEUs

March 8 - Kerrobert

Location:

Court House
433 Manitoba Avenue

March 15 - Kipling

Location:

Kipling Rec Centre
301 - 6th Avenue West

Class Size: Maximum 40 Minimum 15

**** The workshop will be cancelled if the minimum number of attendees is not met.**

Sign In Time: 8:00 - 8:30 a.m.

Bring: A pen and pad of paper

Name: _____

Street Address / Box Number _____

City: _____ Postal Code: _____

Work Phone: _____ Home Phone: _____

*Please note that the deadline for workshop registration is two (2) weeks prior to date of workshop. **ALL** workshop attendees must pre-register and pre-pay for workshop. No walk-up registrations are allowed and no cheques are to be submitted at the workshop.*

Workshop Cost (includes lunch):

SWWA Member Price: \$175.00 plus \$12.25 GST - \$187.25 _____

Non-Member Price: \$225.00 plus \$15.75 GST - \$240.75 _____

2006 Membership + Member Price: \$215.00 plus \$15.05 GST - \$230.05 _____

Complete the following IF you are purchasing a 2006 Membership AND attending the workshop as a member.

If you are not sure of your membership status please contact the SWWA Office at 761-1278

Work Fax: _____

Employer: _____

Position / Title: _____

Signature: _____

Submit this form and your cheque made payable to:

SASKATCHEWAN WATER AND WASTEWATER ASSOCIATION
46 Windfield Road
Regina, Saskatchewan S4V 0E7

SWWA 2006 MEMBER APPLICATION

After filling out this form please mail to the address listed below.

Please provide the following information:

Type of Member: (Check one)

Regular:

A VOTING member of SWWA and is an employee involved in the O & M of water and/or wastewater systems within Saskatchewan

Agency:

A NON-VOTING member of SWWA and is not employed in the O & M of water and/or wastewater systems, but has an interest in this field.

Supplier:

A NON-VOTING member of SWWA and is a company and/or person in the business of supplying goods and/or services to the water and/or wastewater industry.

First Name: _____ Middle Initial: _____

Last Name: _____

Position Held: _____

Organization: _____

Street Address / Box Number: _____

City: _____ Province: _____

Postal Code: _____

Work Phone: _____ Work Fax: _____

Email: _____

Cost of a membership is \$42.80 (\$40.00 + \$2.80 GST)

Submit this form and your cheque made payable to:

SASKATCHEWAN WATER AND WASTEWATER ASSOCIATION

46 Windfield Road

Regina, Saskatchewan S4V 0E7

Phone: (306) 761-1278

Fax: (306) 761-1279